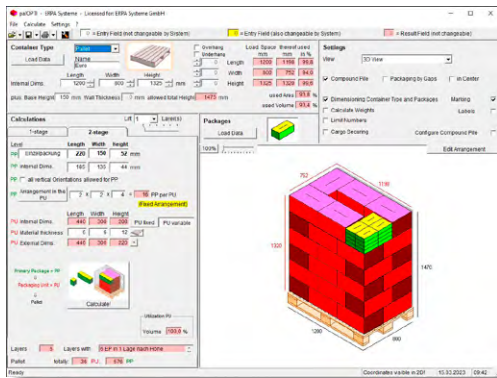


The storage space optimization software **palOPTI®** is used to calculate optimal packaging sizes for maximum sorted utilization of fixed volumes. Vary packages of different sizes, weights and shapes (square or round – with dimensions specified by you) in cuboid container types such as pallets, pallet cages, trucks or containers. Create packing schemes for your shipping department or for your customers. Reduce transport and packaging costs and contribute to climate protection by minimizing CO₂ emissions through storage space optimization with **palOPTI®**.



Best Possible Overview of Optimized Solutions

- Continuous visualization of chosen container type and storage space
- Simultaneous display of several optimized packaging solutions
- Report of storage space, utilization of area and volume
- Visualization of hidden layers due to lift-function and detailed views
- Sensitivity analysis calculates impact of minimal variations of package size on package numbers
- Individual rearrangement of package layers

Highly Adaptable Outputs Yield Various Possible Applications in Your Company

- Individual design options for the packing instruction and its elements regarding position, size, contents, and format (e.g. b/w, coloured, font), up to 6 pages, page numbers can be displayed
- Detailed exploded view (packaging assembly)
- Calculated information for packaging instruction to be selected individually
- Output on a printer or to different file formats PDF, BMP, JPG
- Output of results in: D, GB, F, NL, PL, E, I, SK, RO, CZ

Individually Adaptable, Exact Analysis in 2D and 3D

- Import, edit and save container types, package data, outer packages and other preferences imported from any data file, e.g. server file
- Consideration of base height and wall thickness, allocation of substructure or overhang of the container type
- Selection options regarding composite stacking, „gap-packing“, stand direction of the primary package, dimensioning
- Individual color configurations, reset functions for company-specific standard input values
- Optional weight calculation of packaging unit and container type
- Insertion of stability-enhancing intermediate layers into the packing solution
- Move packages manually and save manual changes
- Units of measurement metric or imperial, decimal places variable
- Calculation of girth size, warning if lengths and weights are exceeded

2-step Analysis: Further Analysis and Optimization Potentials


- Optimal coordination of individual packaging and covering boxes
- Variable arrangements of primary packages
- Optimization of the covering box for a given primary package and arrangement
- Inclusion of material additions
- Choice of covering box from a specified quantity of storage boxes
- Transfer of data from the calculation from 2-step to 1-step
- Exact specification of the quantities for packages and layers

Quick Orientation due to Easy-to-use Functions and Detailed User Guide

- 6-component help-kit: Installation manual, quick reference guide, tool tips, status line guide, extensive HTML-help system, and online support
- Immediate graphic display of calculation results – no waiting!
- Display help for package colors to easily identify orientation of turned cases
- Automatic backup of the packing configuration last analyzed
- Easy-to-use and clearly arranged functions in one single window

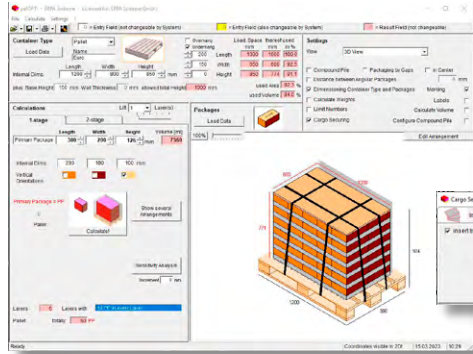
Display of Packaging Labels

- Place up to 4 labels on each face of a primary package, packaging unit and container type (crate, carton or pallet)
- Choose size, color and position
- Display on individual package, also as chart within packaging instruction
- Configure and save labels, to be used for further projects



Operating System: Windows 7 / 8 / 10 / 11, Windows Server 2012 / 2016 / 2019 / 2022, Processor: Intel Pentium 1 GHz or higher, 32- or 64-bit architecture, Screen resolution: 1152 x 864 pixels with small Windows fonts (96 dpi) or higher (then large Windows fonts possible - 120 dpi); recommended: 1280 x 1024 pixels. Free hard disk space: ≥ 80 MB

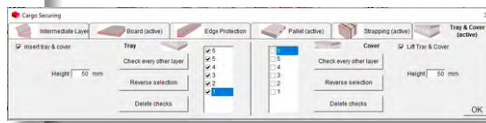
Adapt your 1- or 2-stage *palOPTI*® version optimally to your needs: Optional modules are available for our pallet optimization software *palOPTI*®, with which you can individually supplement your program. In addition, *palOPTI*® is also available as a network license, which allows you to use the program throughout the network of your company location.



Module „Cargo Securing“

Insert edge protectors, strapping, pallets, pallet trays and lids, intermediate layers or cover boards into your packing instructions to optimally secure your load.

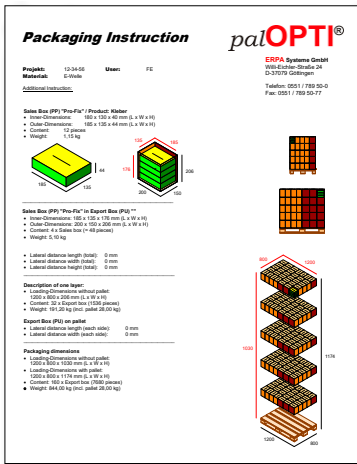
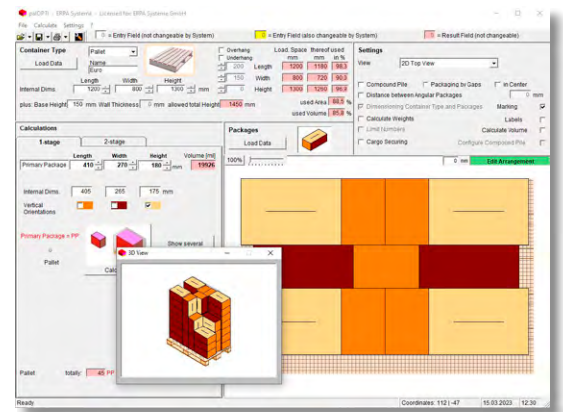
Exploded view for simplified view of complex packing arrangements.



Module „Manual Arrangement“ for 1-Step Analysis

With manual arrangement you can supplement packages in any orientation, which you can insert individually, in stacks, as a whole layer, or even as a complete arrangement. Individual packages or even entire stacks can be positioned rotated or tilted. In this way, you can also create packing schemes according to the wishes of your customers.

In this way, you can also fill gaps in the packing arrangement with packages in a different orientation in order to make the best possible use of the space in the container or on the pallet.



Module „Extended Layout“

The new module "Extended Layout" allows you to make the output of the data created by *palOPTI*® even more individual.

By integrating an RTF (Rich Text Format) document and the possibility to use about 150 different variables, you have a variety of possibilities for an individual output tailored to your company.

At the same time, with the "Extended Layout" module, the tables for container types, packages and outer cartons are extended by 7 new individual fields for additional information.

Network License

A network license allows you to use *palOPTI*® throughout the site's network.

New installations or updates (also customer-specific) of *palOPTI*® only have to be done on the server, all users always work with the same current program version.

Separate operation of license server and application server (load balanced server) is possible.



Module „International“

Do not only use the different output languages of *palOPTI*®, but also use the entire program in the native language of your employees, as well as at your international locations.

The following languages are included in the module: German, English, French, Polish, Italian, Spanish, Dutch, Slovak, Romanian and Czech.

